

CCG CONSTITUTIONAL EXCEPTIONS

CCG Constitutional Exceptions

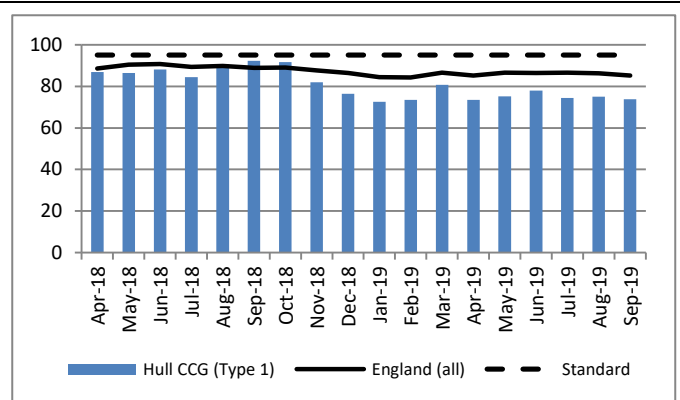
Performance Indicator Exceptions

A&E waiting times – percentage of patients spending less than 4 hours total time in the A&E department (%)

Lead: Karen Ellis

Polarity: Bigger is better

	Previous Years		2019/20 In Month			YTD
	2017/18	2018/19	Jul 2019	Aug 2019	Sept 2019	2019/20
HUTHT Actual	87.22	81.92	74.46	75.07	73.86	75.00
STF Trajectory	95.00	95.00	90.0	90.0	90.0	95.00
STF Status						
Hull CCG Actual	89.61	81.96	74.45	75.07	73.85	75.00
National Target	95.00	95.00	95.00	95.00	95.00	95.00
Status						



The Type 1 A&E 4 hour waiting time performance deteriorated slightly in September compared to the previous month.

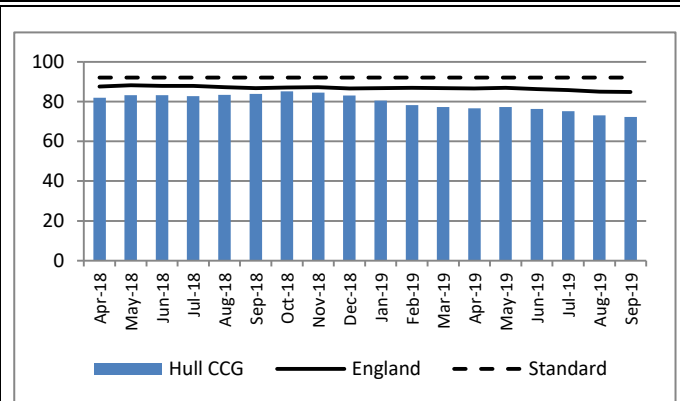
[NHS England - A&E Attendances and Emergency Admissions 2019-20](#)

Referral to Treatment pathways: incomplete (%)

Lead: Karen Ellis

Polarity: Bigger is better

	Previous Years		2019/20 In Month			YTD
	2017/18	2018/19	Jul 2019	Aug 2019	Sept 2019	2019/20
HUTHT Actual	80.37	81.10	75.18	73.13	72.13	72.13*
STF Trajectory	92.00	92.00	79.60	80.27	80.95	92.00
STF Status						
Hull CCG Actual	83.46	82.27	75.17	73.03	72.22	72.22*
National Target	92.00	92.00	92.00	92.00	92.00	92.00
Status						



Referral to Treatment 18 weeks waiting times performance at HUTHT deteriorated slightly in September, reporting 72.13%, failing to achieve the local improvement trajectory (80.95%). Capacity issues remain within a few specialties mainly in terms of medical staffing and increasing levels of urgent and cancer referrals.

[NHS England - Consultant-led Referral to Treatment Waiting Times](#)

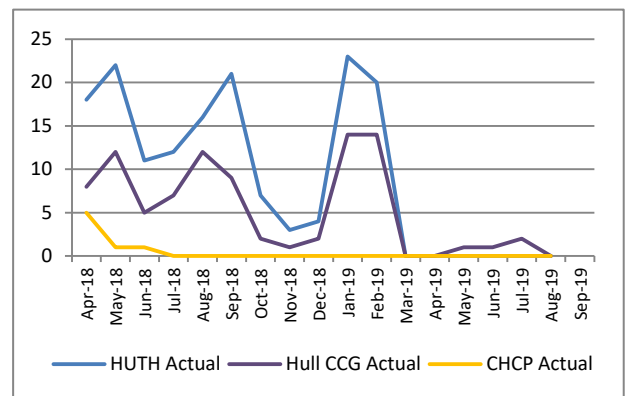
*YTD 2019/20 position reflects the monthly snapshot as not to double count individuals who span the reporting months.

Number of >52 week Referral to Treatment in Incomplete Pathways

Lead: Karen Ellis

Polarity: Smaller is better

	Previous Years		2019/20 In Month			YTD
	2017/18	2018/19	Jul 2019	Aug 2019	Sept 2019	2019/20
HUTHT Actual	157	157	0	0	0	0
STF Trajectory	0	0	0	0	0	0
STF Status						
CHCP Actual	223	7	0	0	0	0
National Target	0	0	0	0	0	0
Status						
Hull CCG Actual	275	86	2	0	0	4
National Target	0	0	0	0	0	0
Status						



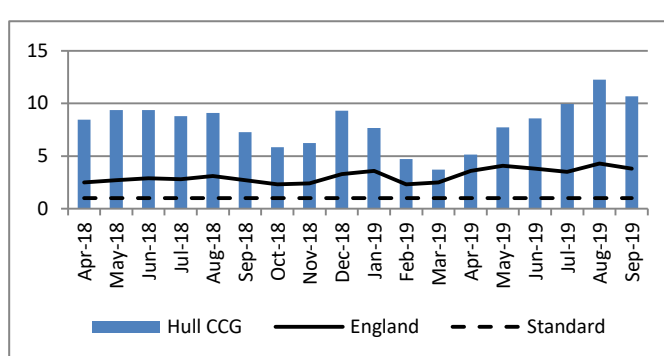
Hull CCG reported 0 patients waiting over 52 weeks at the end of September.

Diagnostic test waiting times (%)

Lead: Karen Ellis

Polarity: Smaller is better

	Previous Years		2019/20 In Month			YTD
	2017/18	2018/19	Jul 2019	Aug 2019	Sept 2019	2019/20
HUTHT Actual	10.50	7.48	9.05	11.22	10.05	10.05*
HUTHT Status						
Hull CCG Actual	9.39	7.42	9.93	12.26	10.68	10.68*
Status						
National Target	1.00	1.00	1.00	1.00	1.00	1.00



Diagnostic test 6-week waiting times continue to breach target. An improvement in performance is reported in September, 10.68% compared to August position of 12.26%. The waiting list has remained stable over the last couple of months. The CCG reported 478 breaches during September, compared to 549 the previous month, the majority being for endoscopies 80.33% (384).

[NHS England - Monthly Diagnostic Waiting Times and Activity](#)

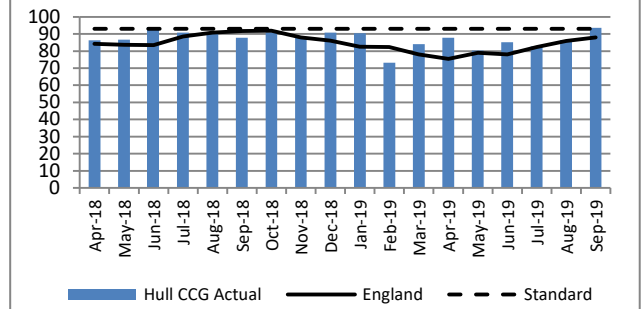
*YTD 2019/20 position reflects the monthly snapshot as not to double count individuals who span the reporting month.

Breast Cancer 2 week waits (%)

Lead: Karen Ellis

Polarity: Bigger is better

	Previous Years		2019/20 In Month			YTD
	2017/18	2018/19	Jul 2019	Aug 2019	Sept 2019	2019/20
Hull CCG Actual	92.29	88.24	82.76	86.44	93.55	85.97
National Target	93.00	93.00	93.00	93.00	93.00	93.00
Status						
No. of Breaches (CCG)	126	184	25	16	8	102



2 week wait – exhibited breast symptoms were cancer not initially suspected standard was achieved by Hull CCG in September, the first time the target has been met since June 2018. HUTH 93.40% (212 patients seen with 14 breaches).

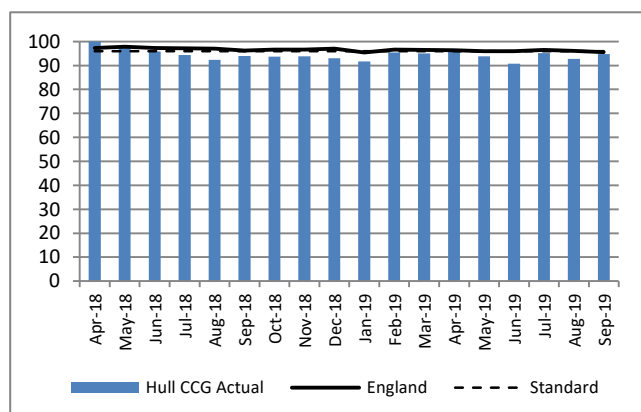
124 patients were seen during September with 8 breaches, 7 due to patient choice delay relating to first outpatient appointment and 1 due to inadequate outpatient capacity.

Cancer 31 day waits: Diagnosis to first definitive treatment within 31 days (all cancers) (%)

Lead: Karen Ellis

Polarity: Bigger is better

	Previous Years		2019/20 In Month			YTD
	2017/18	2018/19	Jul 2019	Aug 2019	Sept 2019	2019/20
Hull CCG Actual	97.72	94.97	95.12	92.70	94.74	93.91
National Target	96.00	96.00	96.00	96.00	96.00	96.00
Status						
No. of Breaches (CCG)	34	76	6	10	6	46

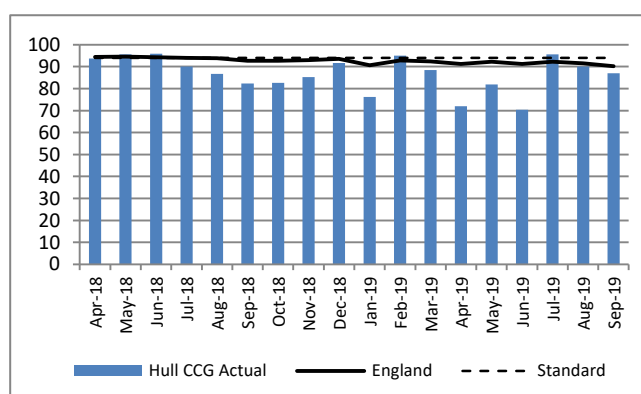


Cancer 31 day waits: 31 day wait for subsequent treatment - surgery (%)

Lead: Karen Ellis

Polarity: Bigger is better

	Previous Years		2019/20 In Month			YTD
	2017/18	2018/19	Jul 2019	Aug 2019	Sept 2019	2019/20
Hull CCG Actual	92.70	87.95	95.65	90.00	86.96	82.14
National Target	94.00	94.00	94.00	94.00	94.00	94.00
Status						
No. of Breaches (CCG)	20	37	1	2	3	25



Cancer 31 day waits: Diagnosis to first definitive treatment within 31 days (all cancers) – 114 patients seen in September with a total of 6 breaches, 4 due to inadequate elective capacity, 1 due to patient choice (patient declined or cancelled an offered appointment Date for treatment) and 1 due a Health Care Provider initiated delay to diagnostic test or treatment planning.

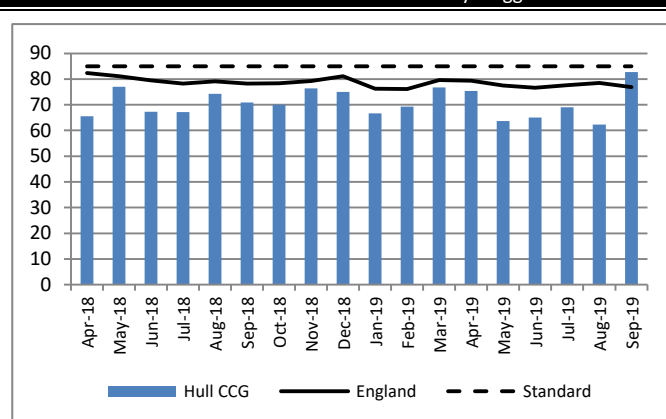
Cancer 31 day waits: 31 day wait for subsequent treatment – Surgery – 23 patients seen with 3 breaches, 2 due to a Health Care Provider initiated delay to diagnostic test or treatment planning and 1 due to inadequate elective capacity.

Cancer 62 day waits: first definitive treatments following urgent GP referral for suspected cancer including 31 day rare cancers (%)

Lead: Karen Ellis

Polarity: Bigger is better

	Previous Years		2019/20 In Month			YTD
	2017/18	2018/19	Jul 2019	Aug 2019	Sept 2019	2019/20
HUTHT Actual	76.14	69.30	69.33	65.91	78.00	69.78
STF Trajectory	85.00	85.00	74.57	75.71	76.92	85.00
STF Status						
Hull CCG Actual	79.40	71.65	69.01	62.30	82.69	69.43
National Target	85.00	85.00	85.00	85.00	85.00	85.00
Status						
No. of Breaches (CCG)	145	218	22	23	9	118

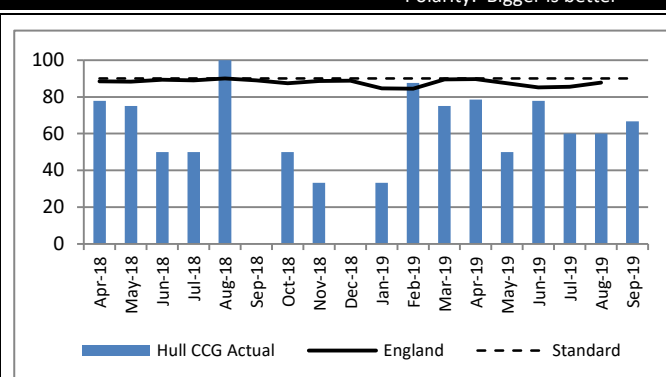


Cancer 62 day waits: first definitive treatment for cancer within 62-days of referral from an NHS Cancer Screening Service (%)

Lead: Karen Ellis

Polarity: Bigger is better

	Previous Years		2019/20 In Month			YTD
	2017/18	2018/19	Jul 2019	Aug 2019	Sept 2019	2019/20
Hull CCG Actual	81.51	65.63	60.00	60.00	66.67	68.89
National Target	90.00	90.00	90.00	90.00	90.00	90.00
Status						
No. of Breaches (CCG)	22	22	2	4	1	14



Cancer 62 day waits: Urgent GP referral for suspected cancer (includes 31 day rare cancer) - Hull CCG performance reported 82.69% in September, (52 patients with 9 breaches). Breach reasons are as follows:

- 4 due to complex diagnostic pathways (many, or complex, diagnostic tests required)
- 2 due to a health care provider initiated delay to diagnostic test or treatment planning
- 1 due to inadequate elective capacity
- 1 due to Treatment delayed for medical reasons (patient unfit for treatment episode, excluding planned recovery period following diagnostic test) in an admitted care setting
- 1 due to patient choice

Cancer 62 days of referral from an NHS Cancer Screening Service - the indicator reports 66.67% in September, out of the 3 patients seen 1 breached the 62 day standard due to a health care provider initiated delay to diagnostic test or treatment planning.

<https://www.england.nhs.uk/statistics/statistical-work-areas/cancer-waiting-times/monthly-comm-cwt/>

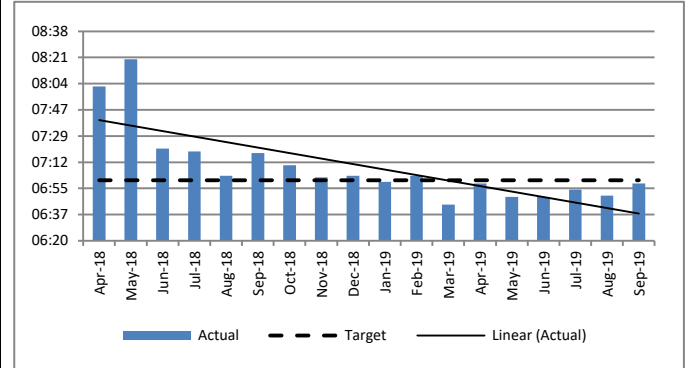
Note: Access to cancer reporting data nationally has changed and become more challenging. The CCG is increasingly dependent on providers supplying information to explain breaches of waiting time standards.

Ambulance clinical quality – Category 1 mean response time (mins)

Lead: Karen Ellis

Polarity: Smaller is better

	Previous Years		2019/20 In Month			YTD
	2017/18	2018/19	Jul 2019	Aug 2019	Sept 2019	2019/20
YAS Actual		07:21	06:54	06:50	06:58	06:53
YAS Target		07:00	07:00	07:00	07:00	07:00
Status						



The indicators are being monitored at operational level and reported through the A&E Delivery Board chaired by HUTHT.

Ambulance handover and Crew Clear delays are monitored against zero-tolerance targets and reported at provider level.

YAS at HUTHT performance for +30 minute and +60 minute handovers, as a proportion of total number of handovers, is 21.66% and 6.64% respectively. YAS at HUTHT performance for +30 minute and +60 minute crew clears is 2.64% and 0.19% respectively for September 2019.

[Yorkshire Ambulance Service NHS Trust - CCG Performance Reports](#)

[Yorkshire Ambulance Service NHS Trust - Turnaround Reports](#)

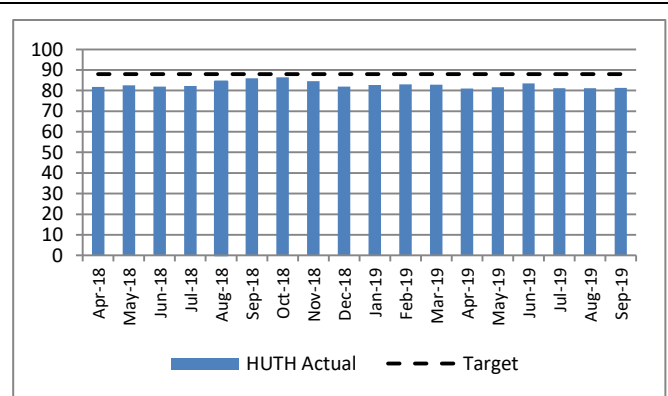
Quality Indicator Exceptions

Friends and Family Test for A&E - % recommended

Lead: Deborah Lowe

Polarity: Bigger is better

	Previous Years		2019/20 In Month			YTD
	2017/18	2018/19	Jul 2019	Aug 2019	Sept 2019	2019/20
HUTHT Actual	85.20	83.32	81.11	81.09	81.34	81.62
HUTHT Target	88.00	88.00	88.00	88.00	88.00	88.00
HUTHT Status						
Response rate	11.20	17.19	15	14.6	13.8	14.83



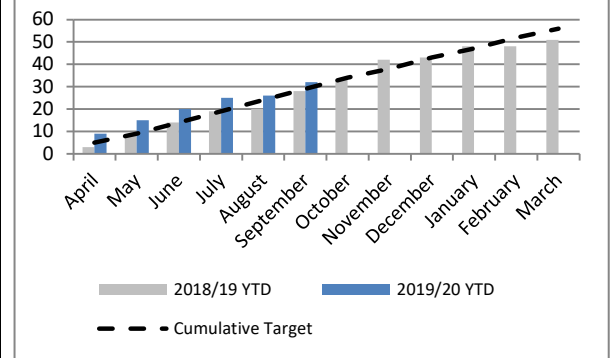
The CCG and HUTHT have developed a work plan to address the continued issues with achieving this target; actions including reviewing the data submission, collection method and determination of the FFT target. Work is ongoing.

Incidence of healthcare associated infection (HCAI): Clostridium difficile (C.difficile)

Lead: Deborah Lowe

Polarity: Smaller is better

	Previous Years		2019/20 In Month			YTD
	2017/18	2018/19	Jul 2019	Aug 2019	Sept 2019	2019/20
Hull CCG Actual	50	51	5	1	6	32
Target	82	55	5	5	5	29
Status						



In September 2019 the CCG are reporting 32 cases year to date against YTD target of 29. At the same position last year the CCG were reporting 4 fewer cases (28 cases April – September 2018).

2019/20 year-end plan of 56 cases.

Incidence of healthcare associated infection (HCAI): E-Coli

Lead: Deborah Lowe

Polarity: Smaller is better

	Previous Years		2019/20 In Month			YTD
	2017/18	2018/19	Jul 2019	Aug 2019	Sept 2019	2019/20
Hull CCG Actual	237	256	18	25	19	133
Target	209	184	TBC	TBC	TBC	TBC
Status						

In September 2019 the CCG are reporting 133 cases year to date, which is equal to the number reported at the same point last year (133 cases reported April - September 2018). Awaiting confirmation of 2019/20 trajectory.

All Service Users who have operations cancelled, on or after the day of admission (including the day of surgery)

Lead: Deborah Lowe

Polarity: Smaller is better

	Previous Year	2019/20 In Month			YTD
	2018/19	Jul 2019	Aug 2019	Sept 2019	2019/20
Hull CCG Actual	41	0	0	0	8
Target	0	0	0	0	0
Status					

Elective procedures cancelled on the day and not re-booked within 28 days. HUTHT reported 0 breaches of this standard in August 2019 (8 YTD).